

PRO PAINT REPAIR

PRODUCT RANGE



WHAT IS UNIQUE ABOUT SPRAY

MAX

Innovation for a good reason

As a brand of the Peter Kwasny Group, we benefit from over 60 years of developmental know-how in the field of manufacturing aerosol cans. Over 20 years ago, we developed the innovative and unique aerosol system for professionals. With the development and introduction of the SprayMax® technology, we enable you to experience completely new ways in high quality painting. Optimally synchronised systemic products ensure process reliability, top quality and high economic efficiency. In particular with the patented 2-component technology we offer you original paint ready for a direct application.

The new UV coating system allows significantly shortened process times and increases the efficiency of the processes even further. Naturally, everything is done at the highest level in terms of technology and environmental standards - Solvent-reduced and free of isocyanates. We aspire to continue with offering you the best possible technology for the best possible application resulting in the best possible paint work.

That is our mission. Promised.

*Yours sincerely,
Dr. Wolfgang Kranig
Managing Director SprayMax
Automotive & Industry*



IT'S ALL IN THERE

The new SPRAYMAX catalog is here.

Includes a full listing of products along with helpful tips and hints.

Technology	6-11
New: SprayMax UV-System	12-13
Surface Preparation	14-16
Primer / Primer Filler	17-20
Body Filler	21
Filler	22-23
Base Coats and Top Coats	24-29
Top Coats	30-35
Clear Coats and Spot Blender	36-40
Accessories	41

THE ONE WITH THE RED

BUTTON

BUTTON

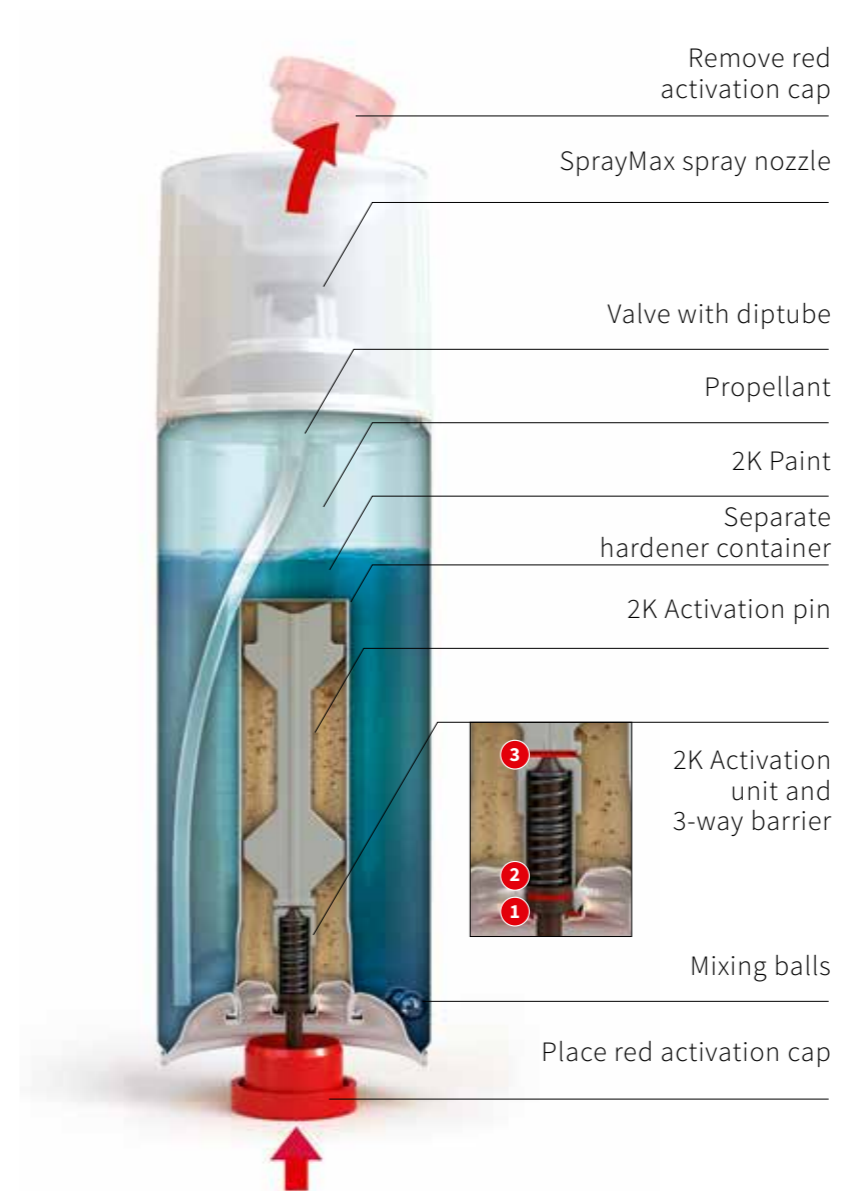
2K TECHNOLOGY



2 COMPONENTS TECHNOLOGY

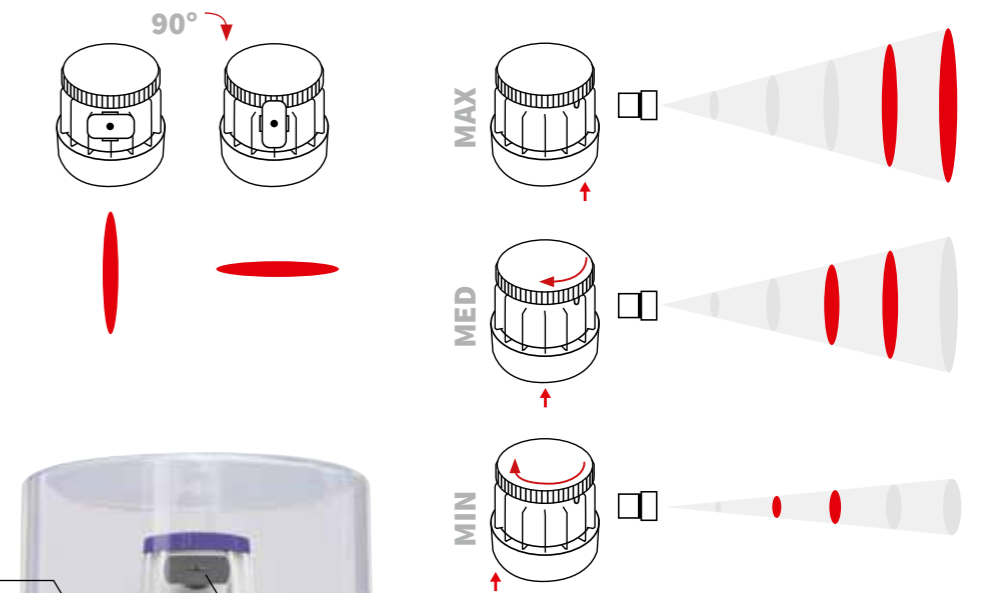
The SprayMax 2K technology combines two products in one spray can: paint and activator. The two components are separated by a secondary container inside the spray can.

At the touch of a button, the activator is released and mixed with the paint or primer. SprayMax 2K products deliver durable, high quality results, comparable to a traditional spray gun finish.



MORE THAN PAINT IN A CAN

TECHNOLOGY



COLOUR IDENTIFICATION DOME

Showing the Colour of the content.

SPECIAL VARIATOR NOZZLE

The spray direction and the spray size can be adjusted optimally to the damage area and size, simply, easily and quickly:

- Horizontally and vertically adjustable spray direction
- Steplessly variable spray pattern size
- The size of the spray pattern can also be modified by means of the spraying distance

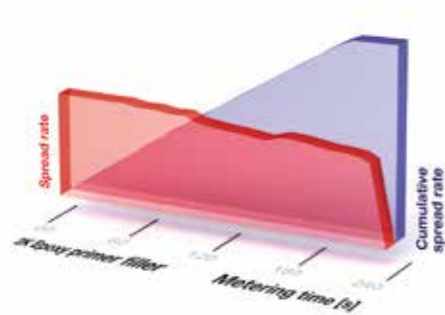


THE PRESSURE CURVE

An important characteristic for uniform painting is the constant pressure in the spray can during application.

Due to the unique formulation, the pressure and the application rate of SprayMax aerosol cans is constant, from the beginning of spraying until the aerosol can is completely empty. All SprayMax 1K and 2K aerosols provide a constant application rate at constant pressure (red graph).

Reference: Report Fraunhofer Institute for Manufacturing Engineering and Automation (IPA), Stuttgart



COLOUR CODING SYSTEM

Showing the Colour of each product category.

THE PAINT

STRUCTURE IN DETAIL

6 CLEAR COATS

Clear Coats

- e.g. • 1K Clear Coat
- 2K Rapid Clear Coat

5 TOP COATS

Base coats / Top coats

- e.g. • FillClean® / Fill In System
- Original OEM colours

4 FILLERS

Fillers

- e.g. • 1K AC Primerfiller
- 2K Acrylic Filler

3 BODY FILLER

Body filler

- e.g. • 2K PE Spray Filler

2 PRIMERS

Primers

- e.g. • 1K Primer Filler - Primer Shade
- 2K Epoxy Primer Filler
- 2K Wash Primer

1 SURFACE PREPARATION

Surface preparation

- e.g. • 1K Silicone Remover
- 1K Aqua Silicone Remover
- 1K Plastic Adhesion Promoter

NEW: UV-PAINT REPAIR

Whether seeking small damage repair solutions or accelerating in-process throughput in a busy production environment, UV-systems offer many advantages. The combination of ease of application, greater flexibility on where it can be used in a shop and ultra-fast curing, delivers a superior performance versus standard refinish coatings.



SprayMax UV Repair System Attributes

- Faster - curing, sanding, polishing
- Highly flexible in where it can be applied in the shop
- Improves cycle time and production throughput

System Benefits

- Good adhesion on steel, aluminum, fiberglass and plastics
- Excellent build and filling properties
- Short curing (1-2 minutes)
- Ready to use, no mixing of components
- Highly stable shelf-life (in absence of light), use within 18 month

UV-PAINT REPAIR



UV Filler + UV Cleaner

Application

UV Filler: Very efficient, high-yield UV-Filler highly suited for repair paintwork in industrial or trade situations.

Art.-No.:	Colour	Filling
680 019	UV Filler	400 ml

UV Cleaner: Cleaning agent for thorough removal of the adhesive layer of the SprayMax UV Filler 680 019 after UV drying.

Art.-No.:	Colour	Filling
680 290	UV Cleaner	400 ml

Advantages

UV Filler:

- Additional spray nozzle
- High filling capacity
- Ideal for repaired paintwork
- Suitable as an insulation filler
- High productivity

UV Cleaner:

- Removes the adhesive layer of the UV Primer after UV drying
- Maximum yield
- Even distribution



UV Clearcoat

Application

UV Clearcoat for fast and long-term sealing of repairs and new paintwork. We recommend the use of UV-A lamps 400 Watt with lamps H400 / PE - Cures at a UV-A light wave length of 320 - 400 nm or UV-A LED light systems 120 Watt - Cures at a UV-A light wave length of 395 nm depending on intensity of the lamp and time of exposure.

Art.-No.:	Colour	Filling
680 059	transparent	400 ml

Advantages

- Easy to process
- Fast drying
- No colour deviation
- Good weather resistance
- Very good flow properties
- Very good polishing properties



UV Blender Thinner

Application

The UV Blender Thinner is a special product for homogenous paint edges in combination with SprayMax UV Clearcoat 680 059.

Art.-No.:	Colour	Filling
680 091	transparent	400 ml

Advantages

- Transition-free edge zones in the blending area
- Excellent solubility properties
- No colour deviations
- Dull when dry, must be polished
- Specially for polishing

You can find an overview of the recommended UV lamps here:



IT ALL COMES DOWN TO

Paint repair can be this easy

The be-all and end-all for professional painting results is careful and consistent preparation. Grease and dust-free surfaces are an absolute must - you can find the right aerosols for your substrate here.



GOOD PREPARATION



1K Silicone Remover

Application

Rich in active ingredients, mild cleaning agent for an efficient removal of silicone, grease, oil, wax, dirt, tar, and soot. This high quality silicone remover has excellent cleaning and degreasing properties and improves the adhesion to any paint coat. The product is used for the application of solvent-based paints.

Advantages

- Strong cleaning and degreasing effect
- Increases adhesion
- Maximum yield
- Uniform distribution
- One light, thin spray is all you need
- High penetration depth on plastic parts

Art.-No.:	Colour	Filling
680 090	transparent	400 ml



1 light spray pass



wipe with a dry & clean cloth



1K Aqua Silicone Remover

Application

Water-borne cleaning agent, rich in active ingredients and with a reduced solvent content. Ideal for the removal of silicone, grease, oil, wax, dirt, tar, and soot. This high quality product improves the adhesion to any paint coat and reduces the electrostatic effect. High cleaning and degreasing properties. The product is used for the application of waterborne basecoats.

Advantages

- Strong cleaning and degreasing effect
- Increases adhesion
- Maximum yield
- Uniform distribution
- One light, thin spray is all you need
- Reduces electrostatic effect

Art.-No.:	Colour	Filling
680 094	transparent	400 ml



1 light spray pass



wipe with a dry & clean cloth



1K Surface Control Spray

Application

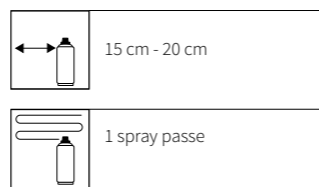
Surface Control Spray is used to achieve a shortlasting shine on spray sample plates for checking the colour. Also, surface unevenness on sanded or presanded vehicle surfaces can be recognised.

Tip: Apply Surface Control Spray to the sample plate which is coated with a base coat to simulate a shortlasting shine (and/or simulate the clearcoat). We also recommend to apply the product onto a vehicle part for control purposes.

Art.-No.:	Colour	Filling
680 225	transparent	400 ml

Advantages

- Odourless
- Evaporates completely after use without leaving any residues (approx. 60 minutes)



1K Gun Cleaner

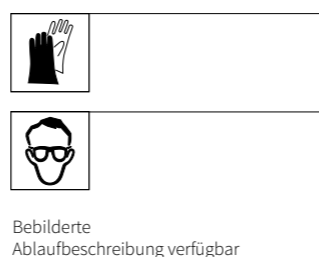
Application

Special cleaning agent for effective cleaning of spray guns. Can be used universally for 1K solvent-based and 1K water-based paints and for unhardened 2K paints. The short and long nozzles allow residual-free cleaning of the paint gun without having to dismantle it. Ideally suited for fast cleaning of the Variator spray head.

Art.-No.:	Colour	Filling
680 095	transparent	400 ml

Advantages

- Cleans spray guns that are soiled with both solvent-based and also water-based paints
- Fast cleaning completely free of residues thanks to the solvent power
- Spray gun can be cleaned overhead without being dismantled
- Cleans the Variator spray head
- Improved cleaning effect thanks to spray can pressure



1K Plastic Adhesion Promoter

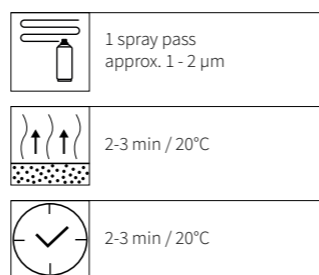
Application

Ideal adhesion promoter for subsequent coatings on most plastics (see Technical Data Sheet).

Art.-No.:	Colour	Filling
680 009	light silver	400 ml

Advantages

- One light, thin, and uniform spray is all you need
- Excellent adhesion properties
- Dries very quickly
- Can be painted over after just 10 minutes
- Maximum flexibility and yield
- Colourless, with silver pigments



PRIMER

Primer as corrosion protection is necessary when painting onto untreated or bare substrates, or if sanded-through areas extend to the substrate/ bare substrate. The primer also ensures optimum adhesion between substrate and filler or topcoat.



1K Anti-Corrosion Primer

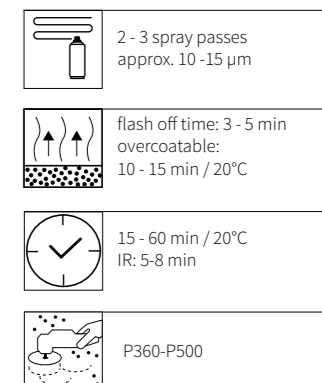
Application

Corrosion protection primer with very good adhesion properties. Suitable for bare, sanded and unsanded surfaces. Cannot be retouched with polyester materials.

Art.-No.:	Colour	Filling
680 001	red brown	400 ml

Advantages

- Excellent corrosion protection
- Very good adhesion
- Welding test certificate: „repels“ welding beads
- Can also be used on paint coatings





1K Rapid Epoxy Primer




Application

Universal 1K rapid epoxy primer with excellent adhesion and corrosion protection properties. Recommended for repaired parts and spot repairs, but also for insulating sanded-through areas. Ideal for all metal surfaces, e.g. steel, stainless steel, aluminium, anodised aluminium, brass, sanded factory coats and old paint layers, various plastics, glass fibre-reinforced synthetic material.

Art.-No.:	Colour	Filling
680 299	grey	400 ml

Advantages

- Excellent adhesion
- Outstanding corrosion protection
- Resistant to moisture
- Excellent layer structure
- Good stability
- Can be sanded down immediately

	2 spray passes each 15 µm (TSD 30 µm)
	flash off time: 3-5 min
	sandable: 20 min IR: 5-8 min
	P360-P500



1K Primer Filler - Primer Shade





Application

Recommended for repairing small damaged areas / spot repairs and painting parts, as an anti-corrosion primer or primer surfacer. Suitable surfaces: Steel, galvanised steel, aluminium, GRP, hardened old paint, spare part primer, polyester surfaces. (Do not coat with polyester or EP-products).

Art.-No.:	Colour	Filling
680 278	beige	400 ml
680 271	white	400 ml
680 272	light grey	400 ml
680 274	medium grey	400 ml
680 276	dark grey	400 ml
680 277	black	400 ml

Advantages

- Can be used on all metal surfaces
- Excellent adhesion, high anticorrosion protection
- High filling capacity
- Can be used variably, either as a primer or surfacer
- Available in various levels of brightness (to match the brightness of the base coat/top coat)
- Can be painted over with water-based or solvent-based paints
- Wet-on-wet processing possible
- Smooth flow properties, fast drying
- Easy to sand
- Ideal for spot repairs (especially on sanded-through areas)

	1-3 passes each approx. 15 µm
	flash off time: 3-5 min overcoatable: 25 min / 20°C
	IR: 5-8 min
	P360-P500



1K Unifill The high build primer filler!

Application





High build Primer Filler that is suitable for sanded-through areas with high layer thickness. Suitable for steel, galvanised steel, aluminium, various plastics.

Art.-No.:	Colour	Filling
680 420	S1 white	500 ml
680 421	S2 light grey	500 ml
680 422	S4 mid grey	500 ml
680 423	S6 dark grey	500 ml
680 424	S7 black	500 ml

Advantages

- High layer thicknesses
- Fast drying
- Fast layer thickness build-up
- Corrosion protection

NEW FORMULA

	2-3 spray passes approx. 35 µm (TSD 150 µm max.)
	flash off time: between 2 spray coats (until matt)
	sandable: 45 min IR: 5-8 min
	P360-P500



Less paint needed thanks to optimised structure and optimised process times



1K Spot Prime




Application

Zinc chromate-free 1K primer that is fast suitable for small, plane sanded-through areas trough to the bare metal, for example on corners, edges and beads directly before the water-based paint is applied. No Filler required.

Art.-No.:	Colour	Filling
680 018	grey	400 ml

Advantages

- Anticorrosion properties on all metal surfaces
- Ready for painting over very quickly
- Good top coat compatibility

	Dry film layer 3 - 5 µm (1.5 spray coats)
	flash off time: approx. 10 - 15 min / 20°C
	Lightly sand with a softpad, if necessary



2K Wash Primer „Best of its class“ in corrosion protection!




Application

2 component primer for fast insulation of sanded-through areas as part of car repair paintwork. For cleaned and sanded surfaces such as steel, aluminium, hardened surfaces, 2K surfacer compounds and old paintwork.

Art.-No.:	Colour	Filling
680 029	olive-grey	400 ml
684 029	olive-grey	250 ml

Advantages

- Very good adhesion
- Excellent anti-corrosion protection, in particular on aluminium
- Atomisation with minimum overspray
- Fast drying
- Can be painted over with all standard 1K and 2K acrylic fillers
- (Do not overcoat with water-based paints or 2K epoxy primer surfacers. Do not overcoat with 2K UP putties.)

	1 spray passe approx. 10-15 µm
	15-20 min / 20°C no IR
	Potlife: 96h / 20°C



2K Epoxy Primer Filler The metal specialist!





Application

Universal 2K epoxy primer filler for all problematic surfaces, for example metal, non-ferrous metal, galvanized sheet steel, or anodized aluminium.

Art.-No.:	Colour	Filling
680 032	beige	400 ml
680 033	grey	400 ml
680 034	black	400 ml

Advantages

- Excellent adhesion and corrosion protection properties, including on critical surfaces such as aluminium
- Long potlife time: approx. 4 working days at 20°C
- Outstanding isolating effect, in particular against infiltration by water
- Can be painted over with all conventional 1K basecoat and 2K topcoat systems, as well as levelled out with polyester materials

	2 - 3 spray passes each 30 µm
	flash off time: 5-10 min overcoatable: 15 min - 12 h / 20°C
	12 h / 20°C 30 min / 60°C IR: 30 min
	Potlife: 96 h / 20°C

BODY FILLER



2K Rapid Primer Filler The turbo!





Application

Universal, quick-drying 2K primer for high-quality automotive paint jobs. Ideal for partial paint jobs and spot repairs.

Art.-No.:	Colour	Filling
680 031	grey	400 ml
684 031	grey	250 ml

Advantages

- Free from isocyanates and resistant to solvents
- Quick drying (1 hour at 20°C)
- Very good sandability (can be wet- and dry-sanded at 20°C)
- High filling capacity (up to 120 µm)
- Can be painted over with all conventional 1K basecoat and 2K topcoat systems

	2 - 3 spray passes approx. 33 µm
	flash off time: 5 - 10 min overcoatable: 20 min / 20°C
	30 min / 20°C 15 min / 60°C IR: 16 min
	Potlife: 24 h / 20°C



1K Body Filler





Application

Body filler is used to compensate very small grooves, residual areas of unevenness after filling work has been completed, sanding marks and corrugations. Thanks to the excellent durability properties, high layer thicknesses can be created in just a few spray coats. The body filler has excellent adhesion and filling properties.

Art.-No.:	Colour	Filling
680 016	grey	400 ml

Advantages

- High filling and durability properties
- Fast drying and good sanding properties
- Good adhesion to the surface

	2 spray passes approx. 40-45 µm
	flash off time: 5 min (de- pending on number of spray passes)
	30 min / 20°C
	P240-P320



2K DTM Primer Filler The allrounder!





Application

Universal primer filler, can be directly applied to bare metal and all common plastic substrates. Can also be used wet-on wet or as common Primer Filler.

Art.-No.:	Colour	Filling
684 260	light grey	250 ml
684 261	black	250 ml

Advantages

- Can be quickly painted over with all waterborne as well as conventional base-/top-coats
- Fast drying
- Good top coat compatibility
- Suitable substrate as basis for the Body filler

	1 - 3 spray passes
	flash off time: 5 - 10 min
	IR: 2 min
	Potlife: 8 h / 20°C



2K PE Spray Filler Master in layering!





Application

High-filling spray filler for fast equalisation of larger areas of unevenness, deep sanding scores and roughly prepared repair spots. Can be used on all surfaces, even glass fibre-reinforced synthetic material.

Art.-No.:	Colour	Filling
684 026	light grey	250 ml

Advantages

- Very high layer structure and thicknesses of up to 450 µm
- Fast drying, even thick layers
- Forms a smooth surfaces, no waves
- Good sanding properties
- Ideal for small areas

	2 spray passes approx. 100 µm
	flash off time: 20 min (depending on the number of spray passes)
	5 h / 20°C oder 30 min / 60°C
	Potlife: 2 h / 20°C

FILLER

Everything sanded smooth!

The filler is used to apply a sandable material to the surface first, which can be sanded down, until it is completely smooth and is now ready for the application of the top coat.



FILLER



1K AC Primer Filler

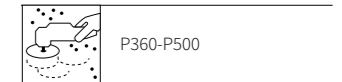
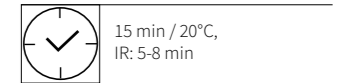
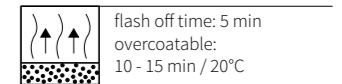
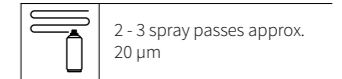
Application

Acrylic filler with good stability, faster drying and excellent dry-sanding properties. Ideal for spot repairs. Can be used on steel, galvanised steel, aluminium and various plastics.

Art.-No.:	Colour	Filling
680 280	light grey	400 ml
680 282	medium grey	400 ml
680 281	dark grey	400 ml

Advantages

- Excellent filling properties
- Good stability
- Excellent dry-sanding properties
- Can be painted over with all standard 1K base coats and 2K top coat systems, especially suitable for water-based paints



2K Acrylic Filler

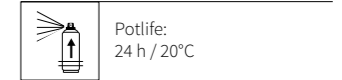
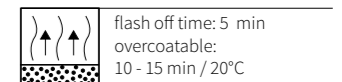
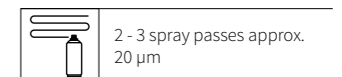
Application

Professional very fast-drying filler with excellent filling capacity, outstanding flow, and very effective isolation for old paint jobs. Preprime large sanded-through spots, for example using filler primer.

Art.-No.:	Colour	Filling
680 036	grey	400 ml
684 036	grey	250 ml

Advantages

- High layer thickness and very good pore filling
- Very good, easy sandability
- Dries very quickly, ideally suited to IR drying
- Can be used as a wet-on-wet filler
- Can be painted over with all conventional 1K basecoat and 2K topcoat systems, particularly suited to water-borne basecoats



1K Guide Coat

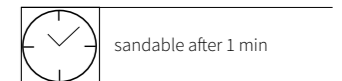
Application

The product stands out thanks to the fine dispersion, which creates a thin, homogenous and powdery coat with very good sanding properties. This improves the efficacy of the sanding process and the paint results.

Art.-No.:	Colour	Filling
680 100	black	400 ml

Advantages

- Fine homogenous mist
- Even, thin wetting of surface
- Powder-like with good sanding properties



BASE AND TOP

With the different filling devices and individual can contents, your original paint can be filled quickly and easily as required.



COATS

FillClean Aerosol Filling Machine

Application

FillClean is a pneumatic aerosol filling machine for refillable Kwasny aerosols, for solvent- and water-borne paint of automotive paint manufacturers.

Included in delivery

FillClean Filling Machine
FillClean Filling Cylinder
Mounting screw

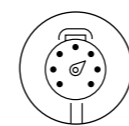
Advantages

- Easy to operate
- No cleaning and no waste
- Non-toxic to health and skin
- Space-saving and simplifies the task at hand
- Compliant with VOC regulations
- Simple and reliable in use
- Low investment costs
- Added benefit through colour indication on the cap
- Every desired tone can be filled in the nuance of choice

Hinweis

An important technical modification has been performed on the FillClean filling device. An original colour tone can only be filled using the inserted filling pad. The new FillClean filling device has been equipped with the corresponding safety mechanism.

Further instructions for operating the FillClean filling device on our website spraymax.com or on our Youtube channel:




FillClean pneumatic

- Single-can filling
- Quick product- or paint/can change possible
- Cleaning-free
- Art.-No.: 990 263



Also available:



FillClean manual

- Single-can filling
- Mobile, manual unit for locations without compressed air and electricity
- Cleaning-free
- Art.-No.: 990 249



FillClean Set of Caps

Application

The FillClean set of caps is required to ensure the no-mess filling of the SprayMax 2K FillClean aerosols.

Art.-No.:	Quantity
990 246	VE = 6



1K FillClean Cap
Special can cap is also the filling cap including the pad for the FillClean device.



1K Fill In Cap
Standard can cap, an additional filling cap (Set 6 units, Art. No. 990 246) is also required for filling with the FillClean device.



2K Cap
Can cap with integrated 2K release button, an additional filling cap and the adapter ring (Set 6 units, Art.No. 990 246) are also required for filling with the FillClean device.

Filling adapter for 250ml FillClean aerosols

Application

The Filling adapter is required to fill the 250ml FillClean aerosols. It equals the lower height and provides a stable base to ensure a safe and correct filling process.

Art.-No.:	Quantity
990 015	VE = 1



FillClean fixing plate

Application

The FillClean fixing plate serves the simple and fault-free attachment and guidance of the pressure hose, thereby guaranteeing safe and precise filling of the original colour tone. Furthermore, the stability of the FillClean device is improved by the fixing plate.

Art.-No.:	Quantity
990 242	VE = 1



1K FillClean for 1K water-borne basecoats



For the filling of the specific Colour tone of water-borne 1K base paints in the brands and qualities offered by the paint manufacturers (as follows). The result is a ready-to-use SprayMax 1K aerosol can filled with 1K water-borne basecoats. The best product and quality results are guaranteed.

1K FILLCLEAN / FILL IN FOR 1K WATER-BORNE BASECOATS*

Manufacturer	Product	Series A	Series B	Series C	Series D	Series E	Brand Manufacturer
De Beer	Serie 900 Waterbase			682077 680077			
Cromax	Cromax Pro Wasserbasislack					682355 680355	
Glasurit	Reihe 90			682077 680077			
Helios	Mobihel Hydro	682075 680075					
Lechler	Hydrofan				682078 680078		
Lesonal	Basecode WB GT						961503
MaxMeyer	AquaMax				682078 680078		
MIPA	WBC	682075 680075					
Nexa AutoColour	Aquabase				682078 680078		
Octoral	Oktobase Eco Plus			682077 680077			
PPG	Envirobase				682078 680078		
RM	Onyx HD			682077 680077			
Sherwin-Williams	Ultra 9K			682077 680077			
Sikkens	Autowave MM 2.0		682076 680076				
Spies Hecker	Permahyd Basislack Serie 280/285	682075 680075					
Spies Hecker	Permahyd Hi-Tec 480					682355 680355	
Stadox	Standohyd Basecoat	682075 680075					
Stadox	Standoblue					682355 680355	
Syrox	Waterborne Basecoat					682355 680355	

Art.-No for FillClean model

* Please refer to spraymax.com for an updated product listing.



1K FillClean for 1K solvent-based basecoats

For the filling of the specific Colour tone of solvent 1K base paints in the brands and qualities offered by the paint manufacturers (as follows). The result is a ready-to-use SprayMax 1K aerosol can filled with 1K solvent base basecoat. The best product and quality results are guaranteed.



2K Fill In for 2K solvent-based top coats

For the colour tone specific filling with solvent-based 2K top coats in the brand and quality of the paint manufacturers named below. The result is a ready to use SprayMax 2K paint spray can with a 2K solvent-based top coat in the required colour tone. The very highest product quality and results are guaranteed. The cleaning-free cap is required to fill the 2K Fill In for 2K solvent-based top coats with the new FillClean filling device. The set of 6 caps should be ordered at the same time (Art.No. 990 246). The pot-life and processing time of the final product vary depending on the manufacturer and product.

1K FILLCLEAN / FILL IN FOR 1K SOLVENT-BASED BASECOATS

Manufacturer	Product	Series A
Spies Hecker	Vorlack 293/295	682070 680070
Stadox	Basecoat	682070 680070
Universal	for all other solvent based paintsystems	682071 680071

Art.-No for FillClean model

2K FILL IN FOR 2K SINGLE STAGE TOPCOATS

Manufacturer	Product	Series E	Series G	Series G 250 ml	Series H	Series I	Series M	Brand Manufacturer
	High Solid							
Cromax	Imron Elite		680 086	684 086				
Cromax	Imron Elite HDC		680 086	684 086				
Glasurit	2K CV Topcoat Reihe 58, 68							958 510
Glasurit	HS Decklacke Reihe 22						680 312	
Lesonal	HS 420							961 502
Lesonal	CT Super Thane 2K S2000 Topcoat				680 088			
MaxMeyer	UHS Duralit Extra Series 110; Series 150	680 084						
Nexa AutoColour	P 471, P 472 2K-HS+Unidecklacke	680 084						
Nexa AutoColour	P 494, P 498 Turbo Plus EHS 2K Acryl Decklacke	680 084						
PPG	PPG Delfleet 2K UHS Decklacke		680 086					
RM	UNO HD						680 312	
Selemix	Selemix 7-53X PUR Direct				680 089			
Spies Hecker	Permasolid HS Autolack 275		680 086	684 086				
Spies Hecker	Permasolid HS Decklackserie 670		680 086	684 086				
Spies Hecker	Permasolid HS Vario Decklackserie 675		680 086	684 086				
Stadox	Standocryl VOC Autolack		680 086	684 086				
Stadox	Standofleet 2K-HS Decklackserie		680 086	684 086				
Stadox	Standofleet 2K-HS Dickschicht- Decklackserie		680 086	684 086				

Manufacturer	Product	Series A	Series B	Series K	Series N
	Medium Solid				
PercoTop	PericoTop 9675				680 313
PercoTop	HS Topcoat				680 313
Lesonal	2K Topcoat Uni Mischlack		680 083		
Sikkens	2K Autocryl Decklack		680 083		
Spies Hecker	2K Decklack 257, 620	680 080			
Spies Hecker	2K PUR Decklack Serie 570			680 310	
Stadox	2K Standocryl	680 080			

Please refer to spraymax.com for an updated product listing.

INFO

For questions about FillClean, other available coatings or technical questions please contact us:

Tel.: +49 (0) 6269 95-0
E-Mail: info@kwasny.de



TOP COATS



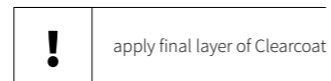
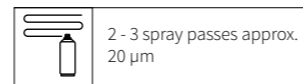
Original OEM colours

Application

Used for perfect, colour-matching paint repairs. Original OEM colours, precisely matching the colour codes from the corresponding car manufacturers. Prepare surface and apply basecoat. Afterwards, apply a layer of SprayMax 1K or even better, 2K clearcoat.

Advantages

- 1 component basecoat
- 2-layer system (basecoat & clearcoat)
- Excellent colour authenticity
- Excellent surface appearance
- High coverage
- Secure application



TIP

The original colours are also good for the recoating of components.



TOP COATS

BMW

Colour code	Colour name	Art.-No.:
303	cosmosschwarz	687501
354	titansilber met	687503
475	black saphier met.	687504

FORD

Colour code	Colour name	Art.-No.:
5	frozen white	687301
5SP	polarsilber	687302
7VTA	frozen white	687301
B3	diamond white	687304
FBP	diamond white	687304
JHAC	panther black	687305

MERCEDES

Colour code	Colour name	Art.-No.:
147	arktikweiss	687401
189	smaragdschwarz	687402
197	obsidianschwarz	687403
744	brillantsilber	687404

OPEL

Colour code	Colour name	Art.-No.:
147	starsilber II met.	687204
82L	starsilber II met.	687204
82U	starsilber II met.	687204
83U	starsilber II met.	687204
200	schwarz	687205
359	dschungelgruen	687207
46L	dschungelgruen	687207
46U	dschungelgruen	687207
80L	schwarz	687205

SKODA

Colour code	Colour name	Art.-No.:
4K	bezova capuccino	687903
9153	seda anthracite	687904
9202	bezova capuccino	687903
9J	seda anthracite	687904
LF8H	bezova capuccino	687903
LF8J	seda anthracite	687904

VW / AUDI

Colour code	Colour name	Art.-No.:
L041	schwarz	687001
L902	grauweiss	687002
L90E	alpinweiss	687003
LA7W	reflexsilber	687004
LB5N	indigoblau	687005
LB7Z	satinsilber	687006
LB9A	candyweiss	687007
LC9Z	black magic	687011
LD6D	pistazie	687013
LE7Y	diamantsilber	687014
LP3G	flashrot	687016
LW5Z	jazzblue perl	687017
LY3D	tornadorot	687018
LY7W	silbersee met.	687021
LY9B	brillantschwarz	687022

PLASTIC PAINTS



1K Plastics Spray DTP

Application

A product designed for the fast and convenient spray painting of plastic surfaces. Available in three most popular Colours. Can be applied directly on any plastic surface without the need for applying a plastic adhesion promoter. An ideal addition to the already available structure paints.

Advantages

- Can be applied directly on plastic surfaces
- Available in the most popular gray shades
- Very good adhesion
- Fast drying
- Can be over coated at any time

	2 - 3 spray passes approx. 10 µm
	flash off time: 5-10 min / 20°C
	dust dry: 15 min / 20°C IR ca. 35 min

Art.-No.:	Colour	Filling
680 044	dark grey	400 ml
680 045	dark anthracite	400 ml
680 046	black	400 ml



1K Plastics Spray Original-Manufacturer-Colour

Application

Special product for optimum top coating of a plastic object in the original plastic colour. This product should only be used on plastics pre-treated with SprayMax 1K Plastic adhesion promoter.

Advantages

- Maximum flexibility
- Exact colour matching
- Easy to use
- Dries quickly
- High coverage
- High yield and high resistance to abrasion

	2 - 3 spray passes approx. 10 µm
	flash off time: 5 min / 20°C
	12 h / 20°C 60 min / 50°C IR ca. 5-8 min

BMW

Colour code	Colour name	Art.-No.:
	hellgrau matt	680020
	dunkelgrau matt	680021

CITROEN

Colour code	Colour name	Art.-No.:
FXX	noir	680145

MERCEDES

Colour code	Colour name	Art.-No.:
7167	tiefdunkelgrau matt	680022

PEUGEOT

Colour code	Colour name	Art.-No.:
FTE	gris	680170
FXT	noir	680171
FZL	gris ouragan	680144
FZL	gris fonce	680150
HVV	gris lion	680182

RENAULT

Colour code	Colour name	Art.-No.:
71	rouge pompier	680190
20509	noir	680154
205110	gris métal	680185
205152	noir grand brill	680210
20521	gris	680142
205229	gris alu.	680175
20523	gris	680143
20523	gris fonce v2	680213
205301	pierre a fusil met.	680157
205318	anthrac. mét	680189
205338	chrome sat.	680196
20550	gris	680151
20588	gris métal	680184
612	gris	680139
619	gris	680140
642	gris	680141
KNG	gris cassiopee	680155
	pierre a fusil	680149
	gris anthracite	680156
	carbone moyen	680174



NEW 1K DTP Structure Paint „Direct to Plastic“

Application

Special product for imitation of automotive plastic textured surfaces, particularly for plastic bumpers, trim strips and various plastic parts. Quick process as the structure paint can be applied directly on plastic surfaces, without plastic adhesion promoter.

Advantages

- Different kind of structures can be achieved
- Easy to use
- Dries very quickly
- Excellent adhesion
- Can be topcoated with all conventional 1K basecoat and 2K topcoat systems

	2 - 3 spray passes
	Flash time: 5 - 10 min
	dust dry: 16 min dry to touch: 30 min fully cured: ca. 24 h

Art.-No.:	Colour	Filling
680 224	fine black	400 ml
680 226	fine grey	400 ml



1K Structure Paint

Application

Special product for imitation of automotive plastic textured surfaces, particularly for plastic bumpers. Various structural finishes available.

Advantages

- Choice of structural finishes
- Easy to use
- Dries very quickly
- Can be painted over with all conventional 1K basecoat and 2K topcoat systems

	2 - 3 spray passes
	flash off time: 1 - 5 min / 20°C
	24 h / 20°C

Art.-No.:	Colour	Filling
680 012	transparent medium	400 ml
680 013	transparent course	400 ml
680 180	black medium	400 ml
680 221	medium grey	400 ml



1K Top Coat CV

Application

For high-quality top coat paint jobs and spot repairs on cars and motorcycles.

Advantages

- High yield
- Excellent coverage thanks to high non-volatile matter content
- Dries quickly
- Very good flow
- High gloss
- Very good polishing ability

	2 - 3 spray passes approx. 10 µm
	flash off time: 1 - 5 min / 20°C
	3 h / 20°C 30 min / 60°C IR ca. 5-8 min

DAF

Colour code	Colour name	Art.-No.:
0527076	gris chassis	680205

IVECO

Colour code	Colour name	Art.-No.:
IC105	oxydrouge	680136
IC194	blanc	680192
IC334	blanc	680138
IC444	grigio telai e	680209

MERCEDES

Colour code	Colour name	Art.-No.:
7350	novagrau	680107
9147	arktiksweiss	680135
DB7350	novagrau	680207

PEUGEOT

Colour code	Colour name	Art.-No.:
EWP	blanc	680172
	vert cataphorese	680176
	beige cataphorese	680183
	gris cataphorese	680212

RENAULT

Colour code	Colour name	Art.-No.:
00389	weiss	680120
01708	rot premium	680124
01733	rot	680125
02606	schwarz	680127
03650	grau	680123
09350	blanc ekla	680218
389	blanc	680173

SCANIA

Colour code	Colour name	Art.-No.:
1346692	sub grey 95	680206

VOLVO

Colour code	Colour name	Art.-No.:
1042	seawolf blue	680208
1103	blanc	680194
1704	silver	680216
1717	grey	680214

TIP

Fast and uncomplicated repair solutions are particularly important for commercial vehicles. Paint repair with cans is ideal for this purpose.

Do you need a certain/special colour for your repair?

Please contact us:

Tel.: +49 (0) 6269 95-0

E-Mail: info@kwasny.de



1K Top Coat RAL

Application

For high-quality topcoat paint jobs and spot repairs on cars and motorcycles.

Advantages

- High yield
- Excellent coverage thanks to high non-volatile matter content
- Dries quickly
- Very good flow
- High gloss
- Very good polishing ability

	2 - 3 spray passes approx. 10 µm
	flash off time: 1 - 5 min / 20°C
	3 h / 20°C 30 min / 60°C IR ca. 5-8 min

RAL

Colour code	Colour name	Art.-No.:	Gloss degree
RAL 3000	flame red	680116	gloss
RAL 9005	jet black	680101	gloss
RAL 9005	jet black	680102	satin gloss
RAL 9005	jet black	680103	matt
RAL 9006	white aluminium	680115	gloss
RAL 9010	pure white	680109	gloss
RAL 9010	pure white	680110	satin gloss
RAL 9010	traffic white	680114	gloss

COMPANY COLOURS

Colour code	Colour name	Art.-No.:	Gloss degree
EDF	bleu	680131	Électricité de France
TP/DDE	orange	680130	Direction Département de l'équipement

1K Wheel Spray

Application

Strong, high-yield rim spray for new and used rims.

Advantages

- High coverage
- Quick and easy to use
- Dries quickly
- Resistant to stone impact, road salt and brake dust

Art.-No.:	Colour	Filling
680 040	silver	400 ml

	2 - 3 spray passes approx. 10 µm
	flash off time: 5 min / 20°C
	3 h / 20°C



CLEAR AND

COATS SPOTBLENDER

For optimal protection and shiny finish

For a long-lasting gloss, it is essential to observe the specifications in the technical data sheets. Layer thicknesses as well as drying and flash-off times are decisive here.



1K Clear Coat

Application

1K clear coat for quick coating and longterm sealing of repair paint jobs and new paint jobs on cars and motorcycles.

Art.-No.:	Colour	Filling
680 050	matt 10+/-2 gloss units at 85° measuring angle	400 ml
680 051	gloss 78+/-4 gloss units at 20° measuring angle	400ml

Advantages

- Dries quickly
- High gloss level (Art.No.: 680 051)
- No colour deviation
- Good weathering resistance
- Very good flow
- Very good polishing ability



2 - 3 spray passes approx.
15 µm



flash off time (680 050): 5 - 10 min / 20°C
flash off time (680 051): 3 - 5 min / 20°C



dust dry: 10 min
dry to touch (680 050): 20 min
dry to touch (680 051): 25 min



NEW 1K Clear Coat Highgloss

Application

1K clear coat for quick coating and longterm sealing of repair paint jobs and new paint jobs. Due to the good elasticity of the coating, the application is particularly recommended on soft, flexible components such as plastic parts.

Art.-No.:	Colour	Filling
680 054	highgloss 87+/-4 gloss units at 20° measuring angle	400 ml

Advantages

- Good drying time
- High gloss level
- No colour deviation
- Good weathering resistance with excellent UV protection
- Very good flow
- Very good polishing ability



2 - 3 spray passes approx.
15 µm



dust dry: ca. 5 min
dry to touch: 40 min
polishing: ca. 24 h



After painting, turn the can upside down and spray the valve until empty



2K Clear Coat The Topseller!

Application

2K clear coat with very high chemical, gasoline, and weathering resistance for high-quality and longterm sealing of repair paint jobs and new paint jobs on cars and motorcycles.

Art.-No.:	Colour	Filling
680 065	matt 16+/-2 gloss units at 85° measuring angle	400 ml
680 067	semi gloss 36+/-2 gloss units at 60° measuring angle	400ml
680 061	gloss 88+/-4 gloss units at 20° measuring angle	400 ml

Advantages

- Maximum resistance to abrasion and scratching
- Very smooth flow
- Lasting high gloss
- Very good polishing ability
- No colour deviation
- Outstanding painting surface
- Suitable even at higher ambient temperatures
- Ideally suited for large surfaces

	1 - 2 spray passes approx. 30 µm
	flash off time: 10 - 15 min / 20°C
	12 h / 20°C 40 min / 60°C
	Potlife: 48 h / 20°C



1K Blender Clear

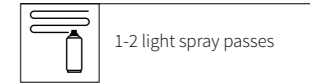
Application

Blender clear is a special product for homogenous paint transitions in the blending area of 1K/2K clear coats as well as of 2K topcoats with very good blending results. The blender clear is used immediately after the clear- / topcoat is applied.

Art.-No.:	Colour	Filling
680 092	transparent	400 ml

Advantages

- Seamless edge transitions in the blending area
- Very good solving ability
- No colour deviations
- Dries to a glossy finish
- Does not need to be polished and therefore very good finish results
- Ideal for repair paint jobs and spot repairs



2K Rapid Clear Coat The Turbo!

Application

2K clear coat with very short drying time and very high chemical, gasoline and weathering resistance for high quality and longterm sealing of repair paint jobs and new paint jobs on cars and motorcycles. Ideally suited for spot repairs.

Art.-No.:	Colour	Filling
684 064	gloss 90+/-4 gloss units at 20° measuring angle	250 ml

Advantages

- Dries very quickly
- Very smooth flow
- Lasting high gloss
- Maximum resistance to abrasion and scratching
- No colour deviation
- Outstanding painting surface
- Very good polishing ability
- Suitable even at lower ambient temperatures

	2 spray passes approx. 15 - 20 µm
	flash off time: 5 min / 20°C
	60 min / 20°C 30 min / 60°C IR ca. 15 min
	Potlife: 14 h / 20°C



1K Blender Thinner

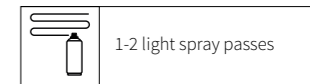
Application

Blender thinner is a special product for homogenous paint transitions in the blending area of 1K/2K clear coats as well as of 2K topcoats with outstanding blending results. The blender thinner is used immediately after the clear- / topcoat is applied.

Art.-No.:	Colour	Filling
680 093	transparent	400 ml

Advantages

- Seamless edge transitions in the blending area
- Superior solving ability
- No colour deviations
- Dries to a matt finish, must be polished
- Specially for polishing
- Can be polished without edges



	gloss		satin-matte		matte			
	1K Clear coat 680 054	1K Clear coat 680 051	2K Clear coat 680 061	2K Rapid Clear coat 684 064	UV Clear coat 680 059	2K Clear coat 680 067	1K Clear coat 680 050	2K Clear coat 680 065
gloss level	87 +/-4*1)	78 +/-4*1)	88 +/-4*1)	90 +/-4*1)	89 +/-4*1)	36 +/-2*2)	10 +/-2*3)	16 +/-2*3)
layer thickness	approx. 40 - 60 µm	approx. 30 - 40 µm	approx. 40 µm	approx. 15 - 20 µm	approx. 40 - 50 µm	approx. 40 µm	approx. 30 - 40 µm	approx. 40 µm
spray passes	approx. 2 - 3 spray passes	approx. 2 - 3 spray passes	approx. 1 - 2 spray passes	approx. 2 spray passes	approx. 1 - 2 spray passes	approx. 1 - 2 spray passes	approx. 2 - 3 spray passes	approx. 1 - 2 spray passes
drying	dust dry: ca. 5 min. dry to touch: ca. 40 min. polishing: ca. 24 h.	dust dry: ca. 10 min. dry to touch: ca. 20 min. polishing: ca. 12 h.	dust dry: ca. 12 min. dry to touch: ca. 80 min. polishing: ca. 24 h.	dust dry: ca. 7 min. dry to touch: ca. 1 h. polishing: ca. 8-9 h.	Trocknung mit UV-A Lampe (Abstand 15 - 20 cm): 2 - 4 min. Trocknung mit UV-A LED: 2 min.	dust dry: ca. 12 h. dry to touch: ca. 80 min.	dust dry: ca. 10 min. dry to touch: ca. 20 min.	dust dry: ca. 10 min. dry to touch: ca. 80 min.
drying IR	IR möglich. Gerätebeschreibung beachten	IR möglich. Gerätebeschreibung beachten	IR möglich. Gerätebeschreibung beachten	IR möglich. Gerätebeschreibung beachten	IR möglich. Gerätebeschreibung beachten	IR möglich. Gerätebeschreibung beachten	IR möglich. Gerätebeschreibung beachten	IR möglich. Gerätebeschreibung beachten

*1) gloss units at 20° measuring angle
*2) gloss units at 60° measuring angle
*3) gloss units at 85° measuring angle



1K Finish Control Spray

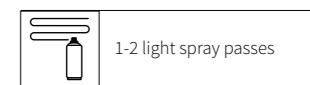
Application

Finish Controlspray allows an ideal verification of the polishing results between the finishes. Removes oily and waxes polishing residues and shows remaining scratch marks and similar polishing errors.

Art.-No.:	Colour	Filling
680 099	transparent	400 ml

Advantages

- Removes oily and waxes polishing residues
- Shows remaining scratch marks
- Easy and quick processing
- Time saving








2K 2in1 Headlight Clear

Application

Special 2K clear coat is a protective coating for polycarbonate lenses suitable for fixing scratches, yellowness or foggy headlights. Highly transparent, light-fast and weather-resistant clear coat. Increases resistance to environmental influences (UV light, salt water, car wash, etc.) and protects against new damages.

Advantages

- Special product for the preparation of headlights coated with clear lacquer
- Provides durable UV and weathering resistance
- Protection against physical damages (Stonechips)

	2 spray passes approx. 20 µm
	flash off time: 10 min
	IR 25 - 30 min
	Potlife: 8 h / 20°C

Art.-No.:	Colour	Filling
684 068	transparent	250 ml

RECOATING OF HEADLIGHTS




Before: Matting / yellowing, slight superficial scratches to the coating.
After: Once dry, surface is permanently sealed. If necessary, can be wet sanded and polished.



Use different grits, start with P180.



Apply a very thin (misty) layer of Clearcoat first, directly followed by a continuous, film-forming spray pass.

More information on our  Channel:



ACCESSORIES



Aerosol hand-grip

Application

Aerosol hand-grip for easy handling when painting with SprayMax or other aerosol products. The handle enables you to paint difficult-to-access areas, for example the inner edges of the door step area.

Advantages

- Easy to use and makes your-work easier
- Increases painting accuracy
- Does not influence or disrupt the spray pattern
- Comparable to painting with a paint spray gun

Art.-No.:

746 200	hand-grip
746 202	hand-grip packaged in a transparent bag



Variator Set / Box

Application

The spray head is used for various SprayMax products and serves to optimise the spray jet for the surface being processed. The Variator can steplessly change the spray direction (horizontal – vertical) and also the spray jet width from small to large.

The Variator is only suitable for the SprayMax system, not for other spray cans. It is possible to use the spray head several times. In this case, it needs to be cleaned with the SprayMax gun cleaner.

Art.-No.:

Art.-No.:	Quantity
746 204	Variator Set VE = 6
746 205	Variator Box VE = 150



Variator Set

Application

The spray head is used for various SprayMax products and serves to optimise the spray jet for the surface being processed. The Variator can steplessly change the spray direction (horizontal – vertical) and also the spray jet width from small to large. The Variator is only suitable for the SprayMax system, not for other spray cans.

It is possible to use the spray head several times. In this case, it needs to be cleaned with the SprayMax gun cleaner.

Art.-No.:

Art.-No.:	Quantity
746 211	Variator Set VE = 6

PRODUCTS



UV Paint

UV Filler	680 019		1-2 approx. 40-50 µm	End flash time before UV Curing: approx. 1 min	UV-A lamp 3-4 min	P400-P600		
UV Cleaner	680 290		1					
UV Clearcoat	680 059		2 approx. 25 µm	End flash time before UV Curing: approx. 1 min	UV-A lamp 3-4 min			
UV Blender Thinner	680 091		1-2		UV-A lamp 3-4 min			

Surface preparation

1K Silicone Remover	680 090		1					
1K Aqua Silicone Remover	680 094		1					
1K Plastic Adhesion Promoter	680 009		1 approx. 1-2 µm	2-3 min	2-3 min / 20°C	no sanding	no sanding	
1K Gun Cleaner	680 095							
1K Surface Control Spray	680 225		1					

Primers / fillers

1K Anti-Corrosion Primer	680 001		2-3 approx. 10-15 µm	3-5 min overcoatable: 10-15 min / 20°C	15-60 min / 20°C IR: 5-8 min	P360-P500	P800-P1000	
1K Rapid Epoxy Primer	680 299		2 approx. 15 µm (TSD 30 µm)	3-5 min	sandable: 20 min IR: 5-8 min	P360-P500	P800-P1000	
1K Unifill	680 420 ¹		2-3 approx. 35 µm (TSD 150 µm max.)	zw. 2 Spritzgängen bis matt abgezogen	sandable: 45 min IR: 5-8 min	P360-P500	P800-P1000	
1K Primer Filler - Primer Shade	680 271 ¹		1-3 approx. 15 µm	3-5 min	IR: 5-8 min	P360-P500	P800-P1000	
1K Spot Prime	680 018		1,5 3-5 µm	10 - 15 min		P360-P500	P800-P1000	
2K Epoxy Primer Filler	680 032 ¹	■	2-3 approx. 30 µm	5-10 min overcoatable: 15 min-12h / 20°C	12 h / 20°C 30 min / 60°C IR: 30 min	P360-P500	P800-P1000	96 h / 20°C
2K Rapid Primer Filler	680 031 ¹	■	2-3 approx. 33 µm	5-10 min overcoatable: 20 min / 20°C	30 min / 20°C 15 min / 60°C IR: 16 min	P360-P500	P800-P1000	24 h / 20°C
2K DTM Primer Filler	684 260 ¹	■	1-3	5-10 min	IR: 2 min			8 h / 20°C
2K Wash Primer	680 029 ¹	■	1 approx. 10-15 µm		15-20 min			96 h / 20°C

Body filler

1K Body Filler	680 016		2 approx. 40-45 µm	5 min	30 min / 20°C	P240-P320		
2K PE Spray Filler	684 026		2 spray passes approx. 100 µm	20 min	5 h / 20°C or 30 min / 60°C			2 h / 20°C

1 For further product variants see product descriptions
2 The specified values refer to application and, if necessary, lamp equipment

PRODUCTS



Fillers

1K AC Primerfiller	680 280 ¹		2-3 approx. 20 µm	5 min	15 min / 20°C IR: 5-8 min	P360-P500	P800-P1000	
2K Acrylic Filler	680 036 ¹	■	2-3 approx. 20 µm	5 min	3-4 h / 20°C IR: 25 min	P360-P500	P800-P1000	24 h / 20°C
1K Guide Coat	680 100		1		1 min	P360-P500	P800-P1000	

Top coats

Original OEM colours	687 001 ¹		2-3 approx. 10 µm	5 min / 20°C	15 min / 20°C			
1K Plastics Spray	680 020 ¹		2-3 approx. 10 µm	5 min / 20°C	12 h / 20°C 60 min / 50°C IR: ca. 5-8 min			
1K Plastics Spray DTP	680 044 ¹		2-3 approx. 10 µm	5-10 min / 20°C	IR: ca. 35 min			
1K Structure Paint	680 012 ¹		2-3	1-5 min / 20°C	24 h / 20°C			
1K DTP Structure Paint	680 224 ¹		2-3	5-10 min	24 h / 20°C			
1K Top Coat CV	680 107 ¹		2-3 approx. 10 µm	1-5 min / 20°C	3 h / 20°C 30 min / 60°C IR: ca. 5-8 min			
1K Wheel Spray	680 040		2-3 approx. 10 µm	5 min / 20°C	3 h / 20°C			
1K Top Coat RAL	680 101 ¹		2-3 approx. 10 µm	1-5 min / 20°C	3 h / 20°C 30 min / 60°C IR: ca. 5-8 min			

Clear coats and spot blender

1K Clear Coat matte	680 050		2-3 approx. 15 µm	5-10 min / 20°C	IR: Trocknung möglich			
1K Clear Coat gloss	680 051		2-3 approx. 15 µm	3-5 min / 20°C	IR: Trocknung möglich			
1K Clear Coat high gloss	680 054		2-3 approx. 15 µm		dust dry: 5 min dry to touch: ca. 40 min polishing: ca. 24 h			
2K Clear Coat	680 061 ¹	■	1-2 approx. 30 µm	10-15 min / 20°C	12 h / 20°C 40 min / 60°C			48 h / 20°C
2K Rapid Clear Coat	684 064	■	2 approx. 15-20 µm	5 min / 20°C	60 min / 20°C 30 min / 60°C IR: ca. 15 min			14 h / 20°C
1K Blender Clear	680 092		1-2					
1K Blender Thinner	680 093		1-2					
1K Finish Control Spray	680 099		1-2					
2K 2in1 Headlight Clear	684 068	■	2 approx. 20 µm	10 min	IR 25-30 min			8 h / 20°C

1 For further product variants see product descriptions
2 The specified values refer to application and, if necessary, lamp equipment



Watch out for more information
and applications on our
Youtube channel!



A Brand of the
Peter Kwasny GmbH
Heilbronner Straße 96
D-74831 Gundelsheim

Telefon: +49 62 69 / 95 - 0
Telefax: +49 62 69 / 95 80
info@kwasny.de

www.kwasny.com
www.spraymax.com